

Gardner
Denver

DRY BULK TRUCK BLOWERS

CycloBlower[®]
Transport Series





150 Years of Quality Manufacturing
with **Proven Results**



T5CDL9L
with Mounting Kit

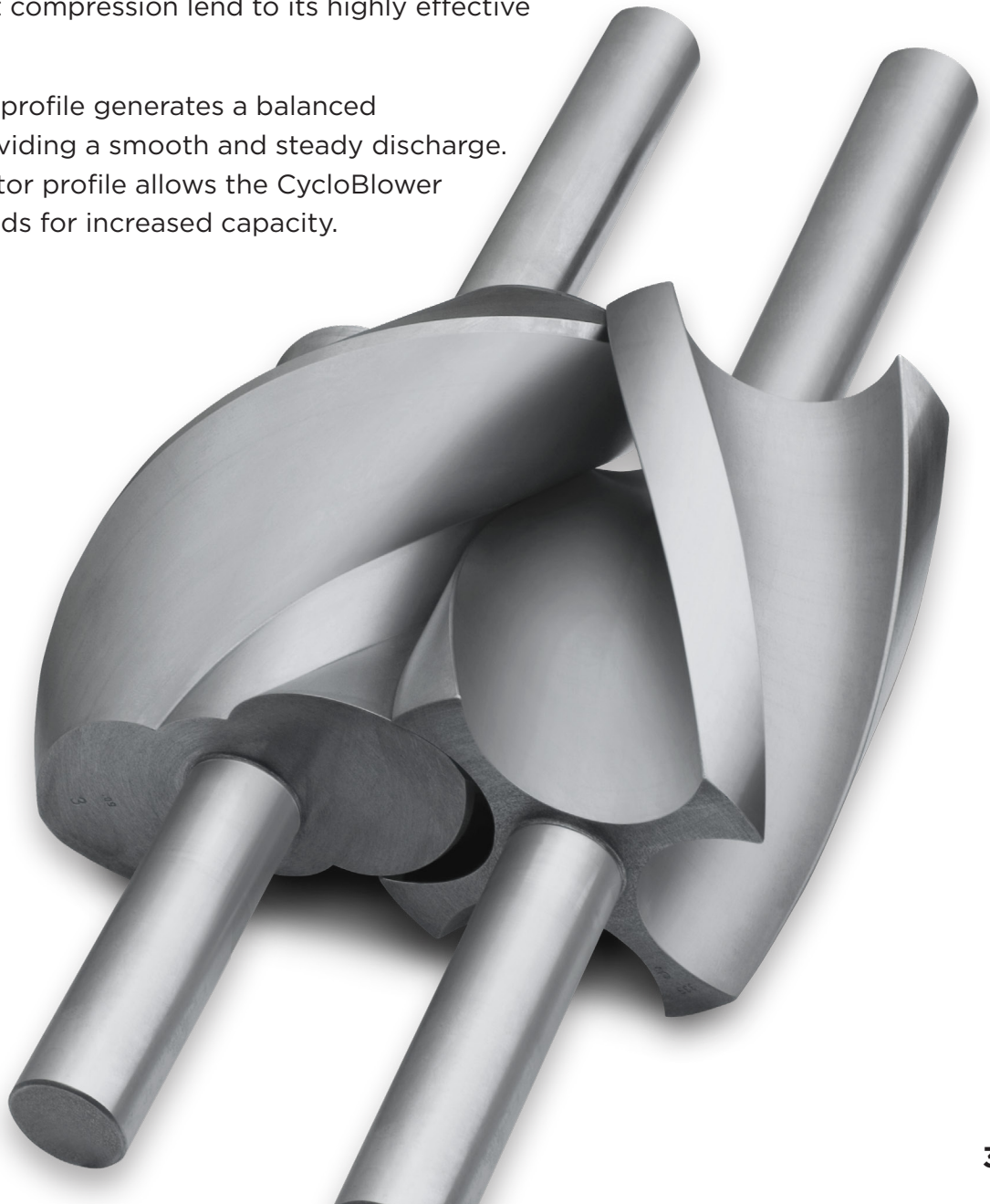
CycloBlower Transport Series Performance

- Pressure to 18 psig
- Vacuum to 17 inHg
- Airflow to 1060 cfm




The Gardner Denver CycloBlower offers superior performance, dependability and results for dry bulk material handling. Exclusively smooth running helical screw rotors, precision tolerances and efficient compression lend to its highly effective and long-life design.

The helical screw rotor profile generates a balanced compression cycle, providing a smooth and steady discharge. This industry unique rotor profile allows the CycloBlower to operate at high speeds for increased capacity.



Unique CycloBlower Design Features





- 1 DOUBLE-END DRIVE SHAFT:** allows for clockwise & counterclockwise rotation
- 2 LUBRICATION SYSTEM:** self-contained oil splash system located on the discharge end
- 3 BEARINGS:** inlet-end single-row cylindrical and ball bearings focused on carrying radial loads
- 4 BEARING CARRIERS:** structurally designed & dowelled to housing for proper alignment
- 5 ROTORS:** Helical four-flute gate & two-lobe main rotors designed for maximum efficiency, greater capacity & smoother operation
- 6 HOUSING:** one-piece, high strength & precision machined to ensure lasting durability
- 7 AIR SHAFT SEALS:** bronze-filled labyrinth designed to control minimal air leakage
- 8 BEARINGS:** discharge-end angular-contact bearing provides proper axial & radial rotor positioning
- 9 TIMING GEARS:** precise synchronization is achieved via two, quiet-running, helical gears

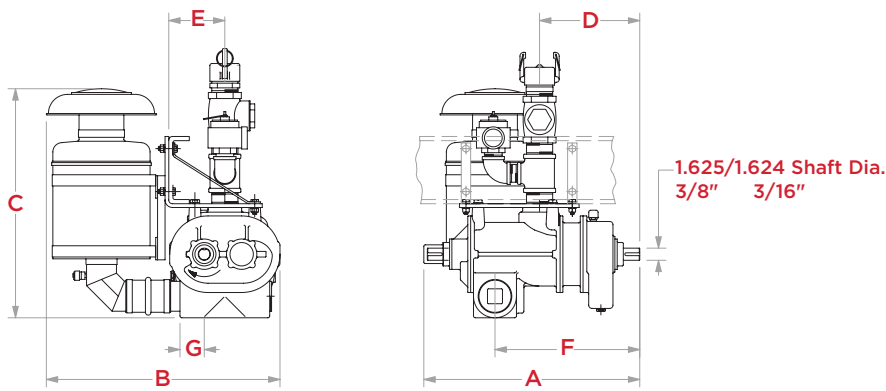
Performance & Dimensional Data

PERFORMANCE DATA: BLOWERS FOR POWER TAKE-OFF DRIVE

MODEL	RPM	PRESSURE PERFORMANCE						VACUUM PERFORMANCE						SIZE & TYPE PORTS
		12 PSIG		16 PSIG		20 PSIG		12 inHg		16 inHg		17 inHg		
		CFM	BHP	CFM	BHP	CFM	BHP	CFM	BHP	CFM	BHP	CFM	BHP	
T5CDL9L Gate Rotor Drive	750	130*	15.0					130	7.0	80	9.5			3" NPT Both Ports
	1,000	220	19.0	200*	25.5			225	9.0	175	12.5			
	1,250	307	23.0	285	32.0	270*	37.0	315	11.5	270	15.5	225*	20.0	
	1,500	395	28.0	375	36.0	356*	44.0	410	13.5	365	20.0	320*	24.0	
	1,750	482	32.5	462	42.5	444*	52.0	500	16.0	460	22.0	420*	28.0	
	2,000	570	38.0	550	49.5	535*	61.0	595	18.0	555	25.0	515*	32.0	
T5CDL12 Gate Rotor Drive	750	190	17.0					170	9.0	110	11.0			4" NPT Inlet 3" NPT Discharge
	1,000	300	24.0	275	30.0			285	12.0	230	15.0			
	1,250	410	30.0	385	39.0	355*	48.0	400	15.5	350	19.0	295*	25.0	
	1,500	525	38.0	500	48.0	470*	59.0	510	18.0	465	23.0	415*	29.5	
	1,750	640	43.0	610	57.0	580*	70.0	625	21.5	585	27.0	535*	33.5	
	2,000	750	50.0	725	66.0	695*	81.0	740	24.5	705	31.0	655*	38.0	
T5CDL12L92 Gate Rotor Drive	1,200	388	28.9	359	37.4	331*	44.8	364	14.2	311	17.9			4" NPT Both Ports
	1,800	659	44.1	630	58.2	601*	71.6	641	20.8	587	27.1	574*	36.1	
	2,500	974	64.2	946	85.9	917*	107.3	964	29.6	910	39.2	897*	51.6	
T5CDL13 Gate Rotor Drive	750	200	18.5					180	9.5	120	12.0			4" NPT Both Ports
	1,000	325	25.0	295	34.2			300	13.0	246	16.0			
	1,250	450	32.0	420	43.0	390*	55.0	425	16.5	370	20.5	325*	25.5	
	1,500	575	39.0	545	51.0	510*	63.5	545	20.0	500	24.5	450*	30.5	
	1,750	700	46.2	670	59.6	635*	72.2	670	23.5	625	29.0	575*	35.0	
	2,000	825	54.0	795	68.0	755*	81.0	790	27.0	750	33.0	700*	40.0	

Performances based on inlet air at standard temperature of 68°F, and ambient pressure of 14.7 psia and 36% relative humidity.
 * Recommended at intermittent service



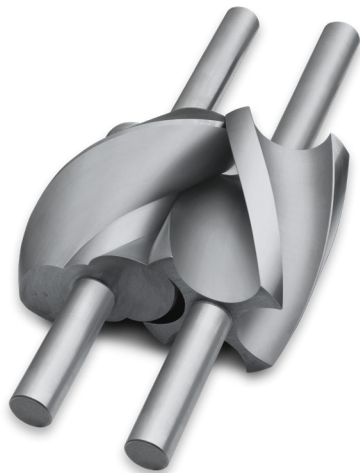


DIMENSIONS & WEIGHT: TRACTOR-MOUNTED POWER-TAKE-OFF UNITS

MODEL	DATA SHEET NUMBER	DIMENSIONS IN INCHES							WEIGHT LBS
		A	B	C	D	E	F	G	
T5CDL9L	37-2-400	25.9	31.3	30.0	13.4	7.5	16.9	3.0	275
T5CDL12L	37-2-420	28.9	31.3	30.6	13.4	7.5	19.4	3.3	314
T5CDL12L92	37-2-244	28.9	31.3	30.6	15.2	7.5	19.4	3.3	315
T5CDL13L	37-2-440	28.9	31.3	30.6	14.1	7.5	19.3	3.3	320

Performances based on inlet air at standard temperature of 68°F, and ambient pressure of 14.7 psia and 36% relative humidity. Dimensions shown in inches. Weights as approximate.

CycloBlower rotors are precision machined using state-of-the-art milling technology.



Genuine Gardner Denver Parts & Lubricants

- Maintain the Gardner Denver performance advantage and reliability with genuine GD replacement parts
- Protect your Gardner Denver investment with AEON® PD lubricants formulated for all blowers in demanding applications
- Now available AEON® PD-XD specifically designed for high ambient and/or high discharge temperature conditions

Service Commitment

- International organization of factory-trained service personnel supported by a world wide distribution network of trained professionals
- Factory/remanufacturing program assures maximum durability at minimum cost



The leader in every market we serve
by continuously improving all business processes
with a focus on innovation and velocity

**Gardner
Denver**[®]

Gardner Denver, Inc.

1800 Gardner Expressway
Quincy, IL 62305
866-376-8181
www.gardnerdenver.com



©2021 Gardner Denver, Inc. Printed in U.S.A.
GDT-CB-FAM 3rd Ed. 10/21

