


Brushless DC

MODELS

WOB-L® Piston
415ZC36/24


Diaphragm
107ZC18/24



415ZC36/24

FEATURES

- No brushes
- High efficiency
- High starting torque
- High speed operation
- Long, service-free life
- Reversible
- Precise speed control (if needed)
- Variable speed
- Low noise
- Operates on highly portable DC power
- Oil-less operation



107ZC18/24

OPTIONS

Electronic controller module required for operation of brushless DC motor.
Optional control module - SK604530 - available for purchase.
Consult factory for details.

Thomas offers a complete line of brushless DC products.
Please visit our website – www.gd-thomas.com or
consult the factory for additional information.

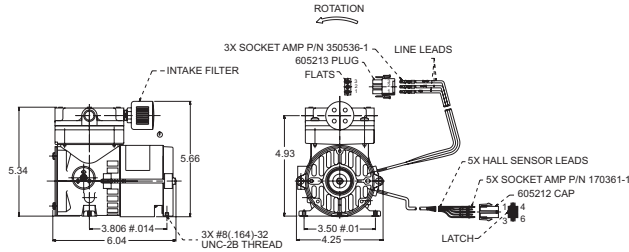
Thomas Division is an ISO 9001 registered company

THOMAS
A Gardner Denver Product

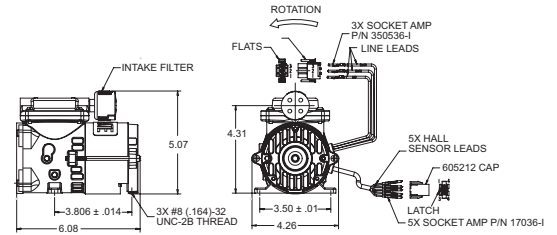
Brushless DC Performance Data

MODEL NUMBER		415ZC36/24		107ZC18/24	
HEAD CONFIGURATION		Pressure/Vacuum		Pressure/Vacuum	
STROKE		.360 Inches		.180 Inches	
PRESSURE		Flow @ 24v BLDC		Flow @ 24v BLDC	
cfm @ psi		l/min @ bar			
psi	bar	cfm	l/min	cfm	l/min
0	0	.64	18.1	.96	27.2
5	.5	.59	16.2	.77	20.0
10	1.0	.55	15.1	.63	14.8
15	1.5	.53	14.1	.51	10.3
20	2.0	.51	13.0	.40	6.7
25	3.0	.48	11.7	.30	
30	5.0	.45	10.1	.22	
35	7.0	.43	8.7	.11	
40		.42			
50		.40			
60		.38			
70		.36			
80		.34			
90		.32			
100		.31			
MAX. CONTINUOUS PRESSURE		100 psi	6.9 bar	35 psi	2.4 bar
MAX. INTERMITTENT PRESSURE		100 psi	6.9 bar	35 psi	2.4 bar
VACUUM		Flow at 24v BLDC		Flow at 24v BLDC	
cfm @ in. hg		l/min @ mbar			
in. hg	mbar	cfm	l/min	cfm	l/min
0	0	.64	18.1	.96	27.2
5	100	.49	15.6	.69	22.7
10	200	.39	13.4	.46	18.4
15	400	.28	10.0	.29	11.3
20	600	.18	6.4	.12	5.6
25	800	.08	3.0		
MAX. VACUUM		27.0° in. hg	915 mbar	23.0° in. hg	800 mbar
MAX. AMBIENT TEMPERATURE		104° F	40° C	104° F	40° C
MIN. AMBIENT TEMPERATURE		50° F	10° C	50° F	10° C
MOTOR VOLTAGE/FREQUENCY		24v BLDC		24v BLDC	
HORSEPOWER		1/10		1/20	
MOTOR TYPE		Brushless DC		Brushless DC	
CURRENT AT RATED LOAD (AMPS)		3.3 a		2.3 a	
TEST SPEED (NO LOAD) (RPM)		2000*		2000*	
NET WEIGHT		4.0 lbs	1.81 kg	4.5 lbs	2.04 kg

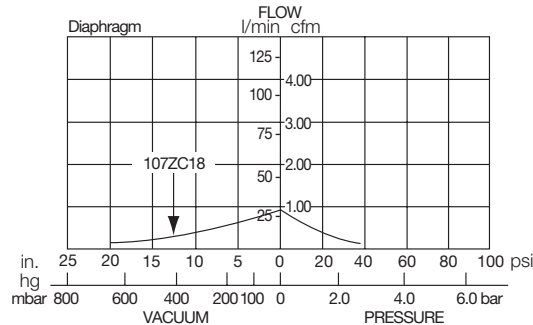
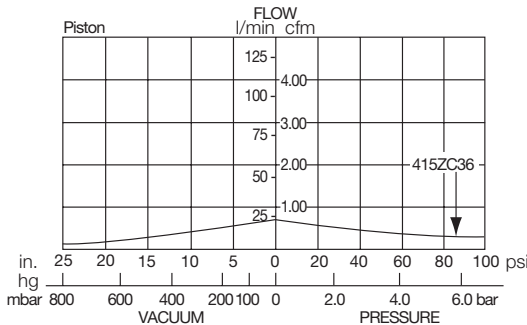
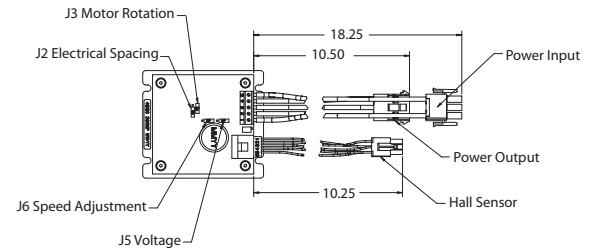
415ZC36/24



107ZC18/24



Optional Controller Module



*Brushless DC Motors are variable speed. Consult the factory with your specific requirements

The information presented in this material is based on technical data and test results of nominal units. It is believed to be accurate and reliable and is offered as an aid to help in the selection of Thomas products. It is the responsibility of the user to determine the suitability of the product for his intended use and the user assumes all risk and liability whatsoever in connection therewith. Thomas Industries does not warrant, guarantee or assume any obligation or liability in connection with this information.

NOTE: Models pictured are representative of the series and do not represent a specific model number. Consult factory for detailed physical description.

Printed in U.S.A. Form No. 850-3449 02/12
©2007 Gardner Denver Thomas, Inc. All rights reserved.

THOMAS
A Gardner Denver Product

Thomas Division
1419 Illinois Ave
Sheboygan, WI 53081 USA
Phone: (920) 457-4891
Fax: (920) 451-4276
www.gd-thomas.com