




G-BH2

Data sheet 2BH2 0360-1

Side channel blower with IE2-motors

IE2

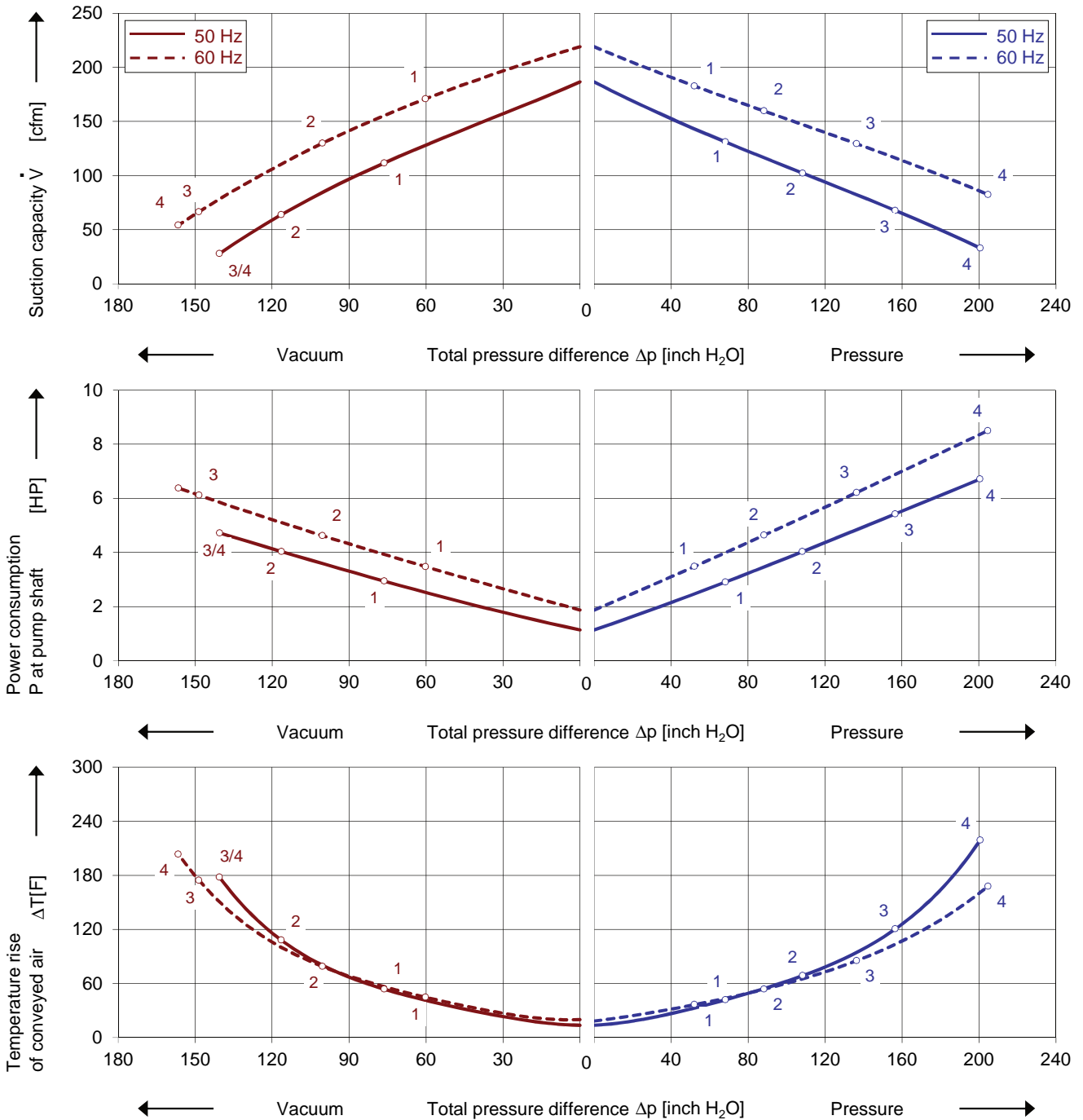
CEC US



Performance curves

Vacuum operation (acfm)

Pressure operation (scfm)



The performance curves are based on air at a temperature of 59 F and an atmospheric pressure of 29.92 inch Hg with a tolerance of $\pm 10\%$. The total Suction capacity relates to inlet conditions. Pressure capacity relates to atmospheric conditions. For other conditions please contact Elmo Rietschle.

Every G-BH blower can be used either for vacuum or pressure in continuous operation over the total performance curve range. The standard motors have a protection category of IP 55 and insulation class F. These blowers are UL and CSA approved.

Selection and ordering data

Type 2BH2 0360-1

No.	Fre- quency Hz	Rated			Max. differential pressure ²⁾		Sound pressure level ³⁾ dB(A)	Weight Approx. ibs	Order No.
		Voltage ¹⁾	Current	Power	Vacuum	Pressure			
		V	A	HP					
IE2 3~ 50/60 Hz, IP55, Insulation material class F, UL 1450 and CNA/CSA 22.2 No 68-09 (certificate number E225239)									
1	50	200 Δ / 345 Y	8.8 Δ / 5.1 Y	3.0	-76	68	64	108	2BH20360-1AAPJ1-AA
	60	230 Δ / 400 Y	8.8 Δ / 5.1 Y	3.4	-60	52	68		
2	50	200 Δ / 345 Y	11.6 Δ / 6.7 Y	4.0	-116	108	65	119	2BH20360-1AAPK1-AA
	60	230 Δ / 400 Y	11.2 Δ / 6.5 Y	4.63	-100	88	69		
3	50	200 Δ / 345 Y	15.1 Δ / 8.8 Y	5.4	-141	157	66	146	2BH20360-1AAPL1-AA
	60	230 Δ / 400 Y	14.7 Δ / 8.4 Y	6.10	-149	136	70		
4	50	200 Δ / 345 Y	20.5 Δ / 11.8 Y	7.4	-141	201	70	170	2BH20360-1AAPM1-AA
	60	230 Δ / 400 Y	19.9 Δ / 11.4 Y	8.4	-157	205	70		
IE2 3~ 50/60 Hz, IP55, Insulation material class F, UL 1450 and CNA/CSA 22.2 No 68-09 (certificate number E225239)									
1	50		3.5 Y	3.0	-76	68	64	108	2BH20360-1AAPJ3-AA
	60		3.5 Y	3.4	-60	52	68		
2	50	500 Δ	4.7 Δ	4.0	-116	108	65	119	2BH20360-1AAPK5-AA
	60	575 Δ	4.5 Δ	4.63	-100	88	69		
3	50	500 Δ	6.0 Δ	5.4	-141	157	66	146	2BH20360-1AAPL5-AA
	60	575 Δ	5.9 Δ	6.10	-149	136	70		
4	50	500 Δ	8.1 Δ	7.4	-141	201	70	170	2BH20360-1AAPM5-AA
	60	575 Δ	7.9 Δ	8.4	-157	205	70		

- 1) In case of variable frequency drive operation the standard motor insulation system is suitable for VFD input voltages up to 460 V.
- 2) Relief valves available for limiting differential pressure.
- 3) Surface sound pressure levels are according to EN ISO 3744, measured with an equivalent unit at a distance of 1 m. The pump is throttled to an average suction pressure, with piping connected, but no relief valves fitted, tolerance ±3 dB (A).


All G-BH blowers conform to the 2006/42/EC (machinery) and 2006/95/EC (low voltage) directives and the EN 60034-1 norm "Rotating electrical machines".

The motors comply with EN 60 034-1 / -2 / -30 (IEC 60034) and thermal class F.

For three phase motors tolerances are +/-10% for fixed voltage motors and +/-5% for voltage range motors. Single phase machines are designed with a +/- 5% tolerance.

The frequency tolerance is +/- 2 % maximum.

Motor for alternate voltages

Voltage range		Fixed voltage		VFD	c  US		
50 Hz	60 Hz	50 Hz	60 Hz	87 Hz	60 Hz		2BH20360-1AA □ . □ -AA
					Δ	Y	
3~		IE2 3~					
180 - 240 V Δ / 310 - 415 V Y 450 - 550 V Y	200 - 275 V Δ / 345 - 480 V Y 520 - 600 V Y	200 V Δ / 345 V Y 500 V Y	230 V Δ / 400 V Y 575 V Y		•	•	P 1
450 - 550 V Δ	520 - 600 V Δ	500 V Δ	575 V Δ		•	•	P 3
200 - 260 V Δ / 350 - 450 V Y	230 - 290 V Δ / 400 - 500 V Y	230 V Δ / 400 V Y	265 V Δ / 460 V Y	400 V Δ	•	•	P 5
350 - 450 V Δ / 610 - 725 V Y	400 - 500 V Δ / 690 - 725 V Y	400 V Δ / 690 V Y	460 V Δ		•	•	P 6
					•	•	P 7

Changes in particular of the quoted performance curve, data and weights may occur without prior notice. The data given do not constitute an obligation from our side to deliver as shown.

Elmo Rietschle is a brand of Gardner Denver

**Gardner
Denver**

Your Ultimate Source for Vacuum and Pressure

Gardner Denver Deutschland GmbH

Industriestraße 26
97616 Bad Neustadt - Germany
Tel.: +49 9771 6888-0
Fax: +49 9771 6888-4000

www.gd-elmorietschle.com • er.de@gardnerdenver.com

Gardner Denver, Inc.

1800 Gardner Expressway
Quincy, IL 62305
Tel: 217-222-5400
Fax: 217-221-8780